

# Lincoln Park and Near North Side Market Statistics - Updated June 24, 2019

## Area Market Survey Criteria

**Status:** Active, Back on Market, Contingent, New, Price Change, Re-activated, Temporarily No Showings, Pending, Closed, Rented  
**Property Type:** Detached Single, Attached Single   **Area:** Lincoln Park, Near North Side   **Search Price:** 250000 or more   **Months Back:** 6 Months   **City:** Chicago (Begins With)

### Under Contract

List Price Range	# Listings	Avg. Days on Mkt
\$250,000 - \$299,999	76	90
\$300,000 - \$349,999	49	59
\$350,000 - \$399,999	40	116
\$400,000 - \$449,999	36	94
\$450,000 - \$499,999	43	81
\$500,000 - \$549,999	25	129
\$550,000 - \$599,999	28	107
\$600,000 - \$699,999	38	132
\$700,000 - \$799,999	32	121
\$800,000 - \$899,999	25	73
\$900,000 - \$999,999	26	127
\$1,000,000 - \$1,999,999	104	239
\$2,000,000 - \$2,999,999	18	314
\$3,000,000 - \$3,999,999	6	245
\$4,000,000 - \$4,999,999	2	609
\$5,000,000 - And Over	1	574

### Under Contract Summary

# Units	Avg. MT	Median List Price	Avg. List Price	Max. List Price	Min. List Price	Total Volume
549	137	\$550,000	\$806,400	\$6,225,000	\$250,000	\$442,713,583

### Sold Properties

Sold Price Range	# Listings	Avg. Days on Mkt
\$250,000 - \$299,999	191	82
\$300,000 - \$349,999	156	94
\$350,000 - \$399,999	154	96
\$400,000 - \$449,999	136	91
\$450,000 - \$499,999	127	99
\$500,000 - \$549,999	76	106
\$550,000 - \$599,999	65	115
\$600,000 - \$699,999	136	100
\$700,000 - \$799,999	101	98
\$800,000 - \$899,999	77	118
\$900,000 - \$999,999	47	120
\$1,000,000 - \$1,999,999	190	164
\$2,000,000 - \$2,999,999	57	196

\$3,000,000 - \$3,999,999	23	89
\$4,000,000 - \$4,999,999	11	115
\$5,000,000 - And Over	9	181

### Sold Properties Summary

# Units	Avg. MT	Median Sold Price	Avg. Sold Price	Max. Sold Price	Min. Sold Price	Total Volume
1556	110	\$507,250	\$782,933	\$11,274,395	\$250,000	\$1,218,243,074

### Active Listings

List Price Range	# Listings	Avg. Days on Mkt
\$250,000 - \$299,999	157	107
\$300,000 - \$349,999	152	103
\$350,000 - \$399,999	129	106
\$400,000 - \$449,999	133	112
\$450,000 - \$499,999	153	113
\$500,000 - \$549,999	98	108
\$550,000 - \$599,999	99	140
\$600,000 - \$699,999	165	155
\$700,000 - \$799,999	136	155
\$800,000 - \$899,999	95	124
\$900,000 - \$999,999	57	164
\$1,000,000 - \$1,999,999	367	203
\$2,000,000 - \$2,999,999	143	247
\$3,000,000 - \$3,999,999	67	289
\$4,000,000 - \$4,999,999	24	239
\$5,000,000 - And Over	35	294

### Active Listings Summary

# Units	Avg. MT	Median List Price	Avg. List Price	Max. List Price	Min. List Price	Total Volume
2010	157	\$650,000	\$1,119,959	\$45,000,000	\$250,000	\$2,251,117,657



**Marla Forbes**

Broker - @properties

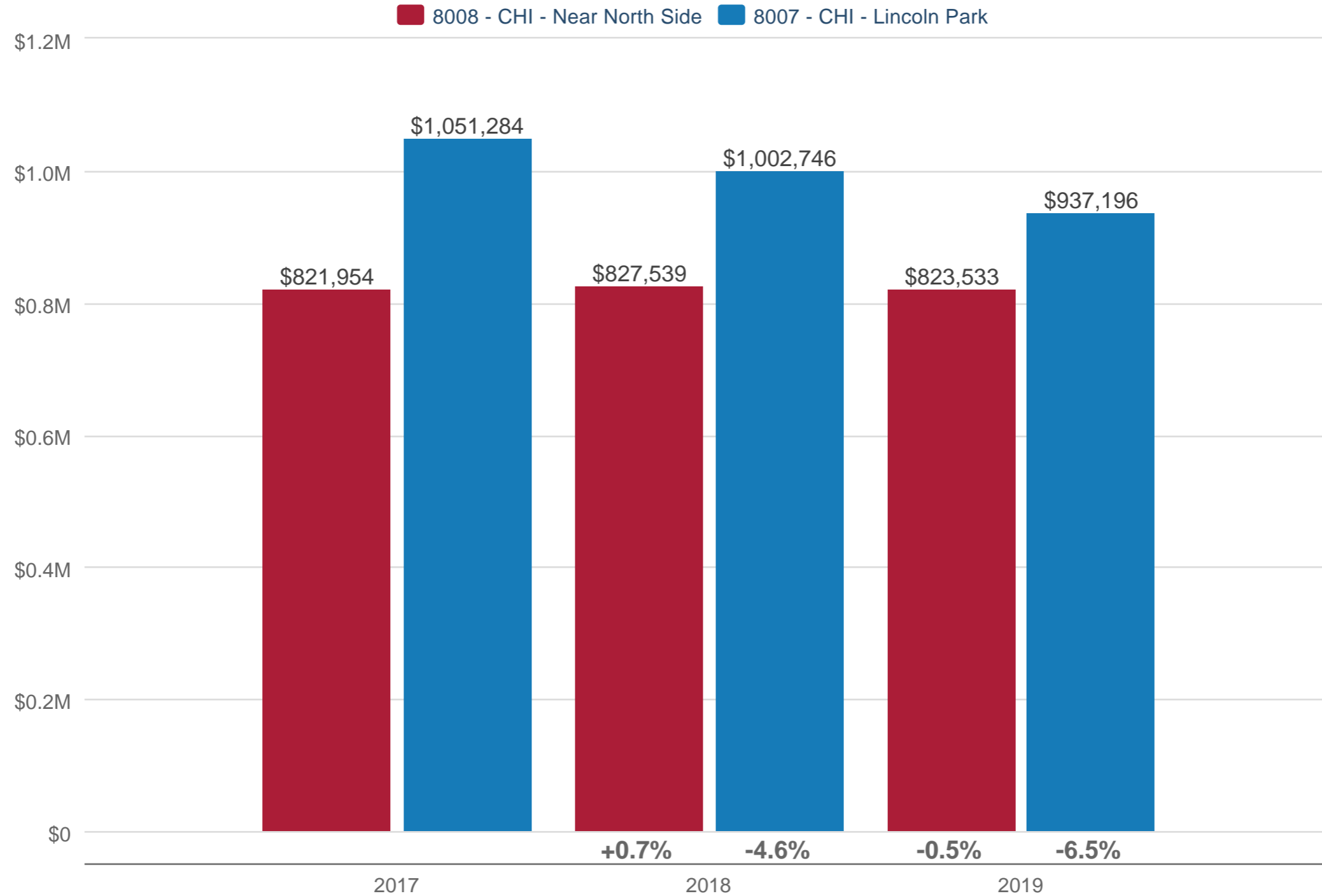
Office: (312) 337-0200

Cell: (847) 708-3833x

[marlaforbes.com](http://marlaforbes.com)



### May Average Original List Price



8008 - CHI - Near North Side & 8007 - CHI - Lincoln Park: Single Family

Each data point is 12 months of activity. Data is from June 24, 2019.

All data from MRED. Data deemed reliable but not guaranteed. InfoSparks © 2019 ShowingTime.



**Marla Forbes**

Broker - @properties

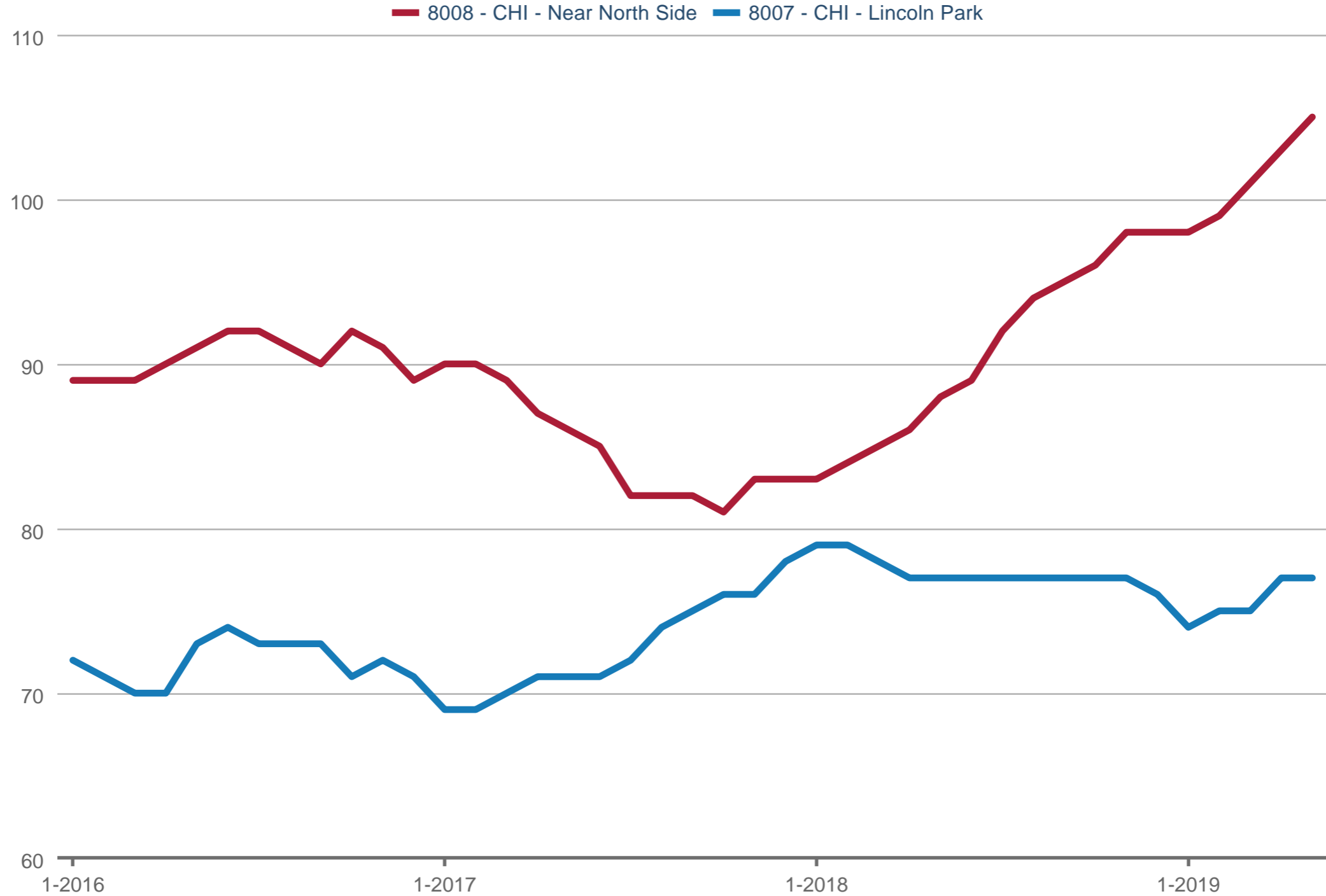
Office: (312) 337-0200

Cell: (847) 708-3833x

[marlaforbes.com](http://marlaforbes.com)



### Average Market Time



8008 - CHI - Near North Side & 8007 - CHI - Lincoln Park: Single Family

Each data point is 12 months of activity. Data is from June 24, 2019.

All data from MRED. Data deemed reliable but not guaranteed. InfoSparks © 2019 ShowingTime.



**Marla Forbes**

Broker - @properties

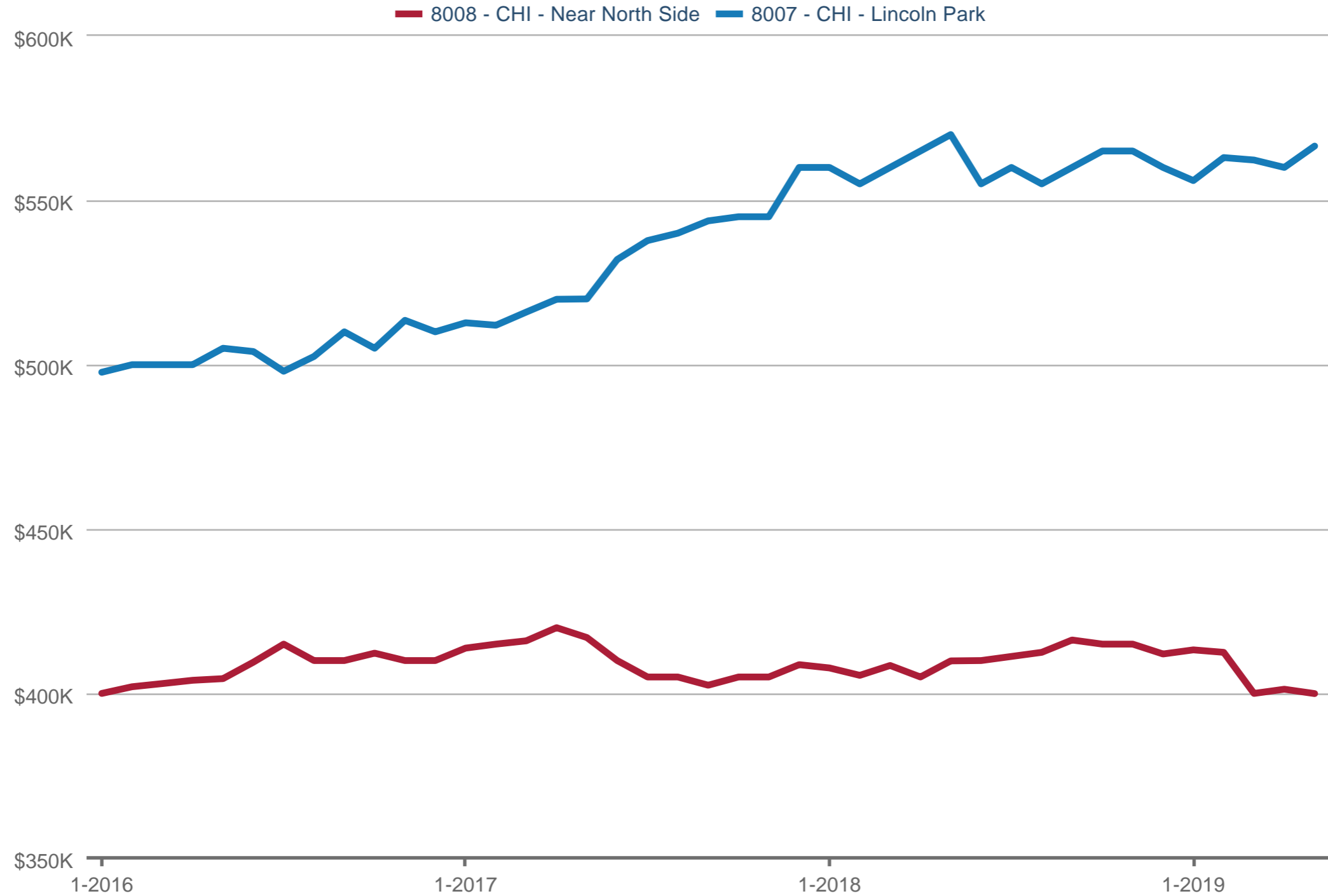
Office: (312) 337-0200

Cell: (847) 708-3833x

[marlaforbes.com](http://marlaforbes.com)



### Median Sales Price



8008 - CHI - Near North Side & 8007 - CHI - Lincoln Park: Single Family

Each data point is 12 months of activity. Data is from June 24, 2019.

All data from MRED. Data deemed reliable but not guaranteed. InfoSparks © 2019 ShowingTime.



**Marla Forbes**

Broker - @properties

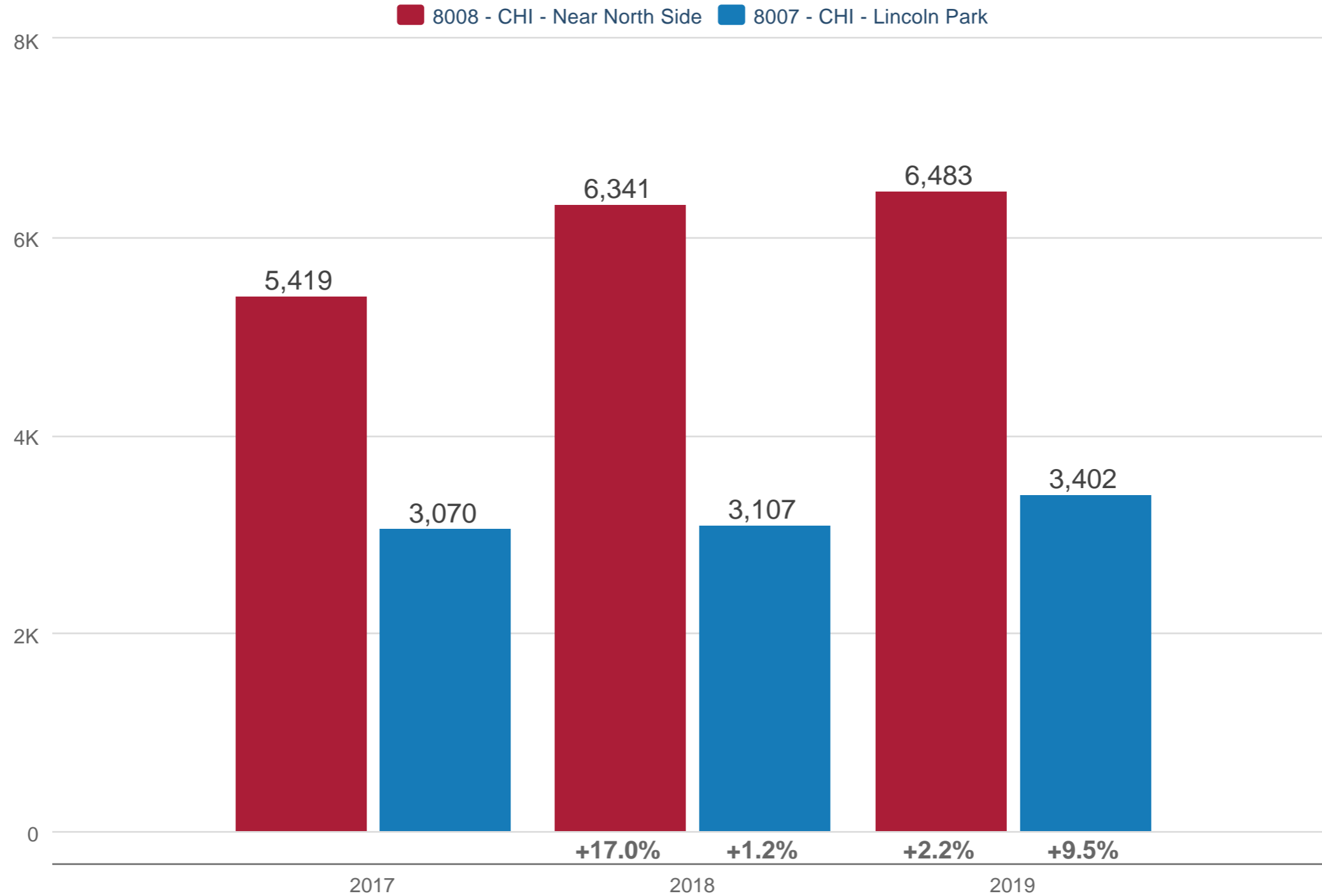
Office: (312) 337-0200

Cell: (847) 708-3833x

[marlaforbes.com](http://marlaforbes.com)



## May New Listings



8008 - CHI - Near North Side & 8007 - CHI - Lincoln Park: Single Family

Each data point is 12 months of activity. Data is from June 24, 2019.

All data from MRED. Data deemed reliable but not guaranteed. InfoSparks © 2019 ShowingTime.